

PESHAWAR MODEL SCHOOL  
Class Prep  
My WORK FROM HOME

Name \_\_\_\_\_

Section \_\_\_\_\_ Branch. \_\_\_\_\_



**STAY** **HOME**  
**STAY** **SAFE**

## PESHAWAR MODEL SCHOOL

Tele Boys (I) 5200166, Boys (II) 5602577, Boys (III) 2043865, Boys (IV) 2049296, Boys (V) 2671237, Boys (VI) 5510775 Girls I: 5200782, Girls II 2920946, Girls-III, 0333-0559991-5, Hayatabad Campus(Boys) 0343-2000333, Hayatabad Campus(Girls)0336-9123111, Charsadda Br 6511577, Mardan Br (0937) 874859, Nowshera (0923) 644129, Swabi Campus 0347-2000444, Shabqadar Br 0346-1119505, Girls- V 0346-1119506

### **WORK FROM HOME PROJECT** **(First Assignment for April, 2020)** **CLASS - PREP**

Dear Parents,

**Work From Home Project** is comprised of two assignments i.e. First assignment for the month of April & second assignment for the month of May carrying 50 marks each. These 100 marks will be included in the Mid Term Examination 2020 Result.

Please keep a check on your child to ensure that he/she has completed the written assignments neatly. Stress must be laid on his/her English and Urdu Hand writing. Given assignments must be done on given work sheets. The child is required to be serious in this respect.

**Work From Home Assignments** must be submitted to the concerned teachers on the first day of school after vacation. Late work will not be accepted.

We have also made a time table for your convenience along with the task which is very helpful for you, also monitor your child that he/she is engaged in healthy activities. For your convenience list of a few healthy activities is mentioned below.

- Recognitions of alphabets (A-Z), numbers (1,2,3.....) حروف تہجی ( ا،ب،پ )
- (.....)
- Watching different rhymes
- Story telling / Video watching
- Colouring and drawing.
- Reciting of **Sunehri Qaida** (with the help of elders)
- Physical exercise
- Playing different indoor games (in the presence of parents)

Your personal interest and co-operation regarding completion of your child's **WORK FROM HOME** assignments and different healthy activities will help to build a strong bond between you and your child and will provide an opportunity to learn from each other.

**PRINCIPAL**



























**Time Table  
FOR  
WORK FROM HOME  
CLASS PREP**

<b>DAY</b>	<b>SUBJECT</b>
MONDAY	ENGLISH
TUESDAY	URDU
WEDNESDAY	MATHS
THURSDAY	ENGLISH
FRIDAY	URDU
SATURDAY	MATHS

<b>SUBJECT</b>	<b>OBTAINED MARKS</b>	<b>TOTAL MARKS</b>
ENGLISH		20
MATHS		15
URDU		15
<b>GRAND TOTAL</b>		50

PESHAWAR MODEL SCHOOL  
CLASS PREP WORK FROM HOME  
ENGLISH WORK SHEET # 1

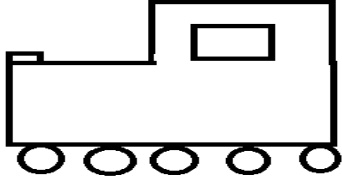
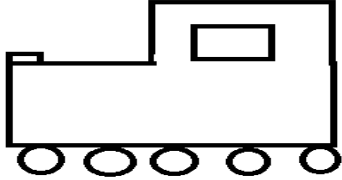
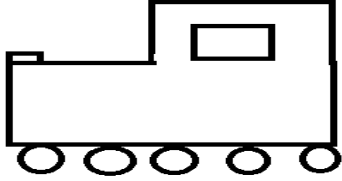
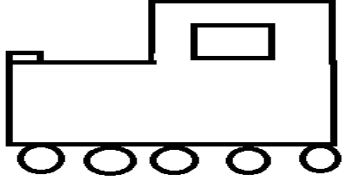
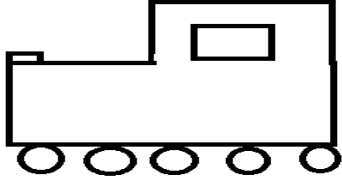
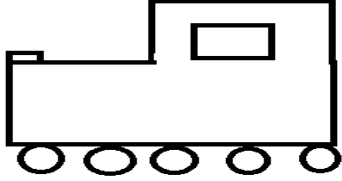
**Q: Write A - Z.**

A B C D E F G H  
V U T S R Q P O N



























PESHAWAR MODEL SCHOOL  
CLASS PREP WORK FROM HOME  
ENGLISH WORK SHEET # 2

**Q: Tracing Aa - Zz.**

	Aa Bb Cc Dd Ee
	Ff Gg Hh Ii Jj
	Kk Ll Mm Nn Oo
	Pp Qq Rr Ss Tt
	Uu Vv Ww Xx Yy
	Zz

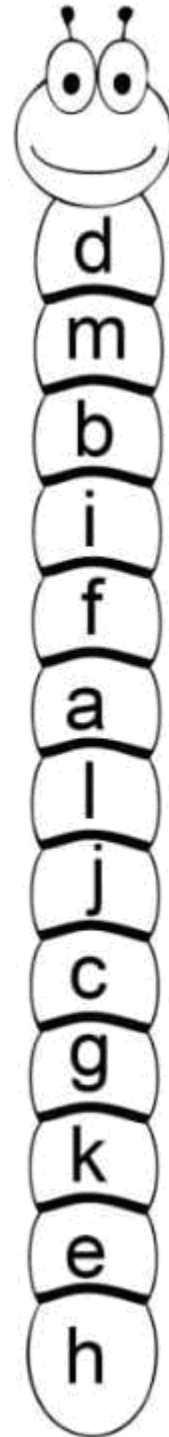
PESHAWAR MODEL SCHOOL  
CLASS PREP WORK FROM HOME  
ENGLISH WORK SHEET # 3

**Q: Write small a - z.**

PESHAWAR MODEL SCHOOL  
CLASS PREP WORK FROM HOME  
ENGLISH WORK SHEET # 4

**Q: Cross Match (capital letters with small letter)**




PESHAWAR MODEL SCHOOL  
CLASS PREP WORK FROM HOME  
ENGLISH WORK SHEET # 5

**Q: Fill in the blanks.**



\_\_\_\_\_ pple




\_\_\_\_\_ all




\_\_\_\_\_ at



\_\_\_\_\_ inosaur




\_\_\_\_\_ lephant



\_\_\_\_\_ ish



\_\_\_\_\_ oat



\_\_\_\_\_ orse



PESHAWAR MODEL SCHOOL  
 CLASS PREP WORK FROM HOME  
 ENGLISH WORK SHEET # 6

**Q: Circle the matching letter in each row.**

S	r	v	s	p
i	R	M	I	W
M	m	b	t	y
n	B	C	N	P
O	a	o	q	z
r	W	S	R	J
Q	t	y	q	g
p	K	C	H	P
L	l	y	s	a
t	E	X	T	F

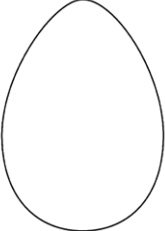
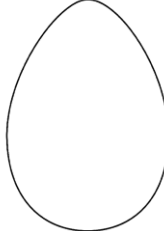
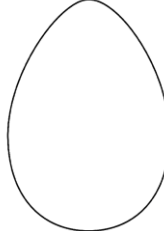
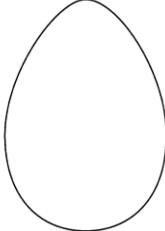
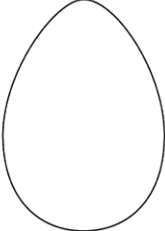
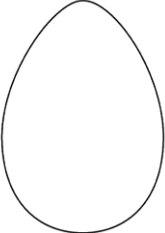
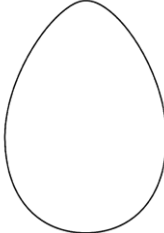
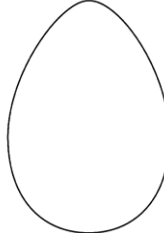
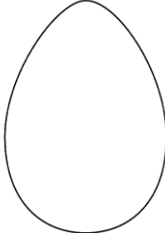
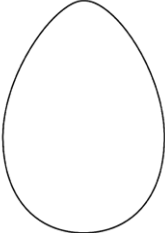
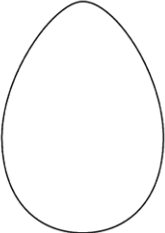
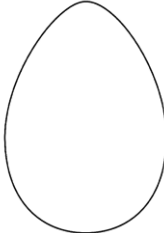
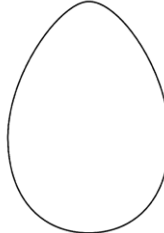
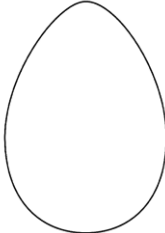
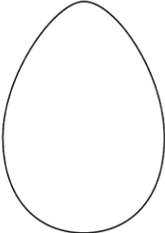
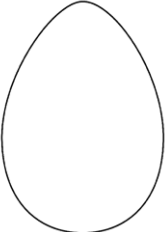
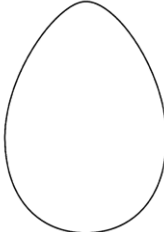
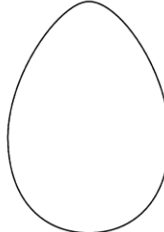
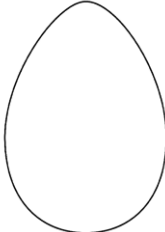
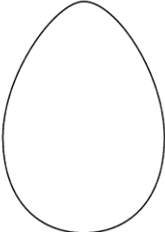
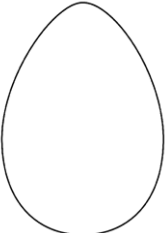
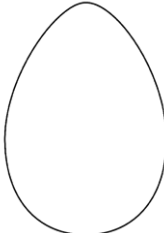
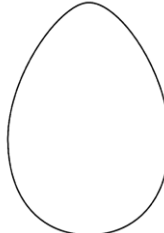
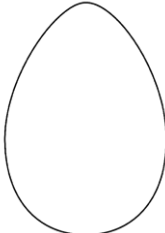
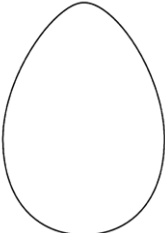
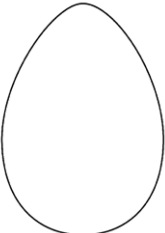
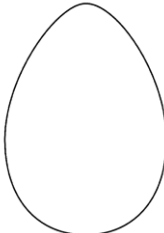
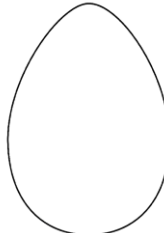
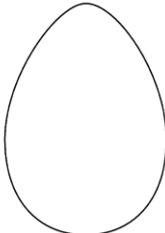
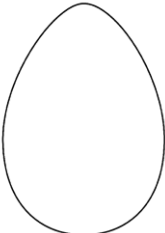
PESHAWAR MODEL SCHOOL  
CLASS PREP WORK FROM HOME  
ENGLISH TEST

**Q: Dictation A - Z.**

<table border="1"><tr><td> </td></tr><tr><td> </td></tr><tr><td> </td></tr></table>				<table border="1"><tr><td> </td></tr><tr><td> </td></tr><tr><td> </td></tr></table>				<table border="1"><tr><td> </td></tr><tr><td> </td></tr><tr><td> </td></tr></table>				<table border="1"><tr><td> </td></tr><tr><td> </td></tr><tr><td> </td></tr></table>				<table border="1"><tr><td> </td></tr><tr><td> </td></tr><tr><td> </td></tr></table>			
<table border="1"><tr><td> </td></tr><tr><td> </td></tr><tr><td> </td></tr></table>				<table border="1"><tr><td> </td></tr><tr><td> </td></tr><tr><td> </td></tr></table>				<table border="1"><tr><td> </td></tr><tr><td> </td></tr><tr><td> </td></tr></table>				<table border="1"><tr><td> </td></tr><tr><td> </td></tr><tr><td> </td></tr></table>				<table border="1"><tr><td> </td></tr><tr><td> </td></tr><tr><td> </td></tr></table>			
<table border="1"><tr><td> </td></tr><tr><td> </td></tr><tr><td> </td></tr></table>				<table border="1"><tr><td> </td></tr><tr><td> </td></tr><tr><td> </td></tr></table>				<table border="1"><tr><td> </td></tr><tr><td> </td></tr><tr><td> </td></tr></table>				<table border="1"><tr><td> </td></tr><tr><td> </td></tr><tr><td> </td></tr></table>				<table border="1"><tr><td> </td></tr><tr><td> </td></tr><tr><td> </td></tr></table>			
<table border="1"><tr><td> </td></tr><tr><td> </td></tr><tr><td> </td></tr></table>				<table border="1"><tr><td> </td></tr><tr><td> </td></tr><tr><td> </td></tr></table>				<table border="1"><tr><td> </td></tr><tr><td> </td></tr><tr><td> </td></tr></table>				<table border="1"><tr><td> </td></tr><tr><td> </td></tr><tr><td> </td></tr></table>				<table border="1"><tr><td> </td></tr><tr><td> </td></tr><tr><td> </td></tr></table>			
<table border="1"><tr><td> </td></tr><tr><td> </td></tr><tr><td> </td></tr></table>				<table border="1"><tr><td> </td></tr><tr><td> </td></tr><tr><td> </td></tr></table>				<table border="1"><tr><td> </td></tr><tr><td> </td></tr><tr><td> </td></tr></table>				<table border="1"><tr><td> </td></tr><tr><td> </td></tr><tr><td> </td></tr></table>				<table border="1"><tr><td> </td></tr><tr><td> </td></tr><tr><td> </td></tr></table>			

PESHAWAR MODEL SCHOOL  
CLASS PREP WORK FROM HOME  
MATHS WORK SHEET # 1

**Q: Write 1 – 30**


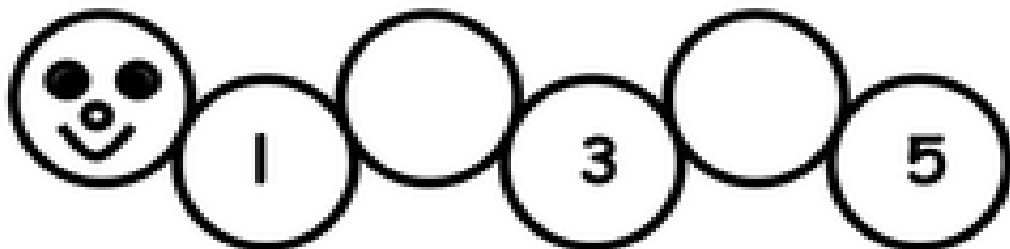
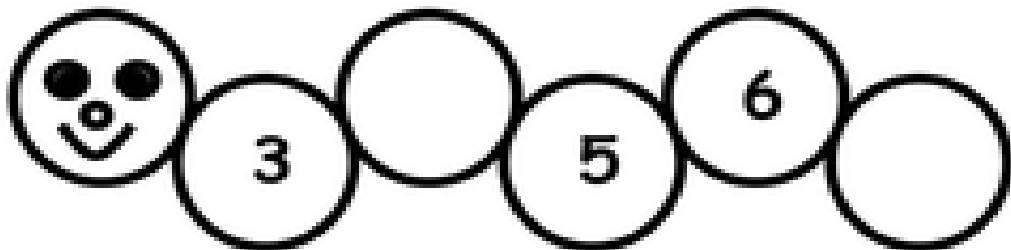

PESHAWAR MODEL SCHOOL  
CLASS PREP WORK FROM HOME  
MATHS WORK SHEET # 2

**Q: Write missing numbers 1 – 30**

<b>1</b>	<b>2</b>		
	<b>6</b>		<b>8</b>
<b>9</b>		<b>11</b>	
	<b>14</b>		<b>16</b>
<b>17</b>		<b>19</b>	
<b>21</b>		<b>23</b>	
	<b>26</b>		<b>28</b>
	<b>30</b>		





PESHAWAR MODEL SCHOOL  
CLASS PREP WORK FROM HOME  
MATHS WORK SHEET # 3

**Q: Write the missing numbers.**



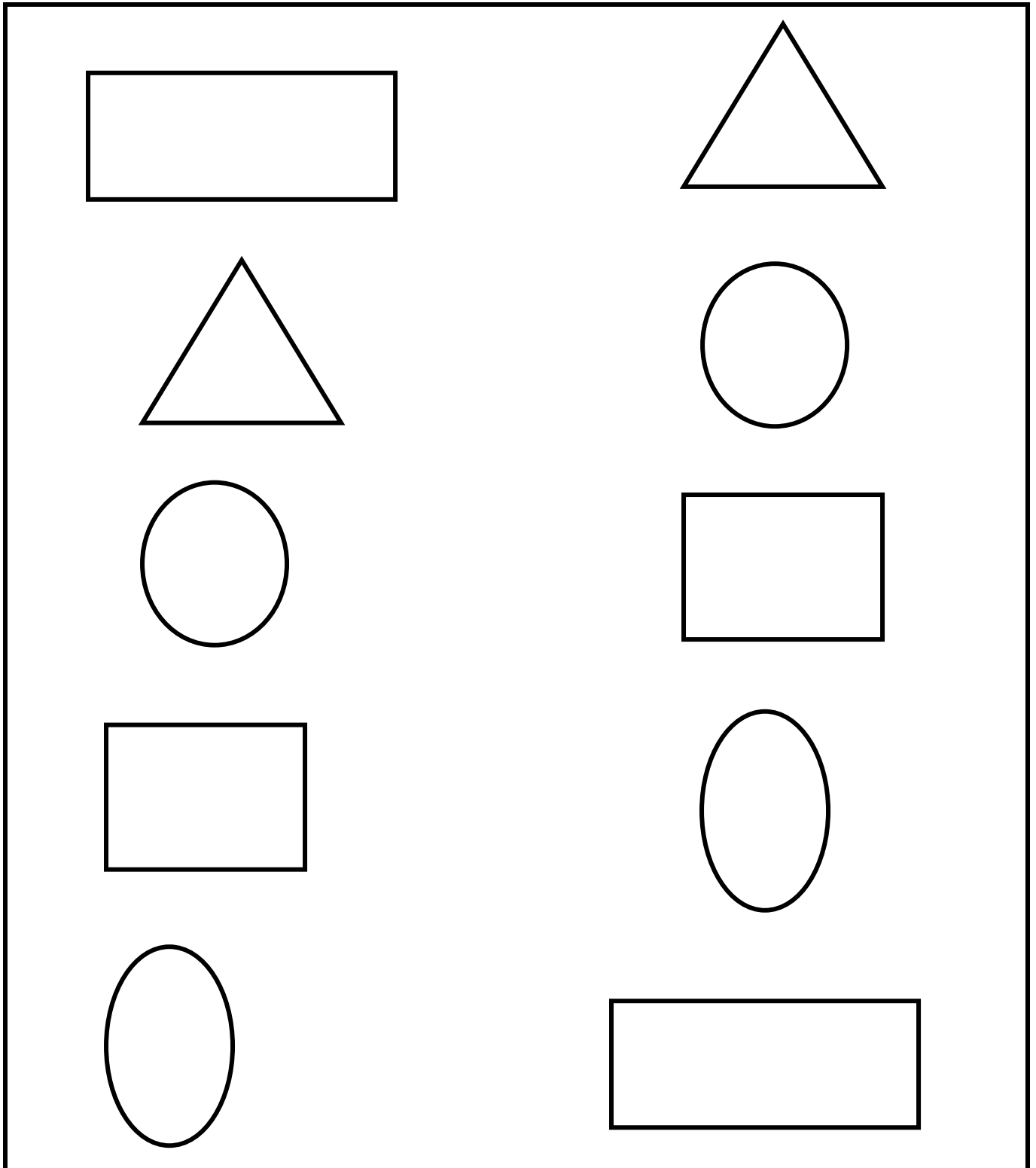
PESHAWAR MODEL SCHOOL  
CLASS PREP WORK FROM HOME  
MATHS WORK SHEET # 4

**Q: Count and circle the number**

		
<b>1</b>	<b>5</b>	<b>7</b>
		
<b>4</b>	<b>3</b>	<b>5</b>
		
<b>5</b>	<b>6</b>	<b>2</b>
		
<b>6</b>	<b>8</b>	<b>4</b>

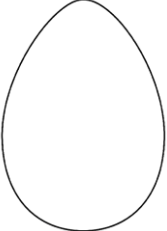
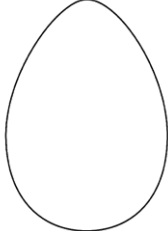
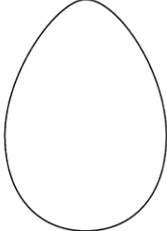
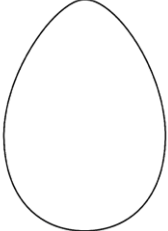
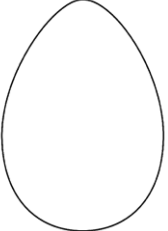
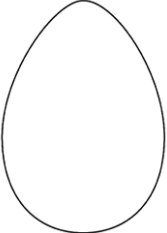
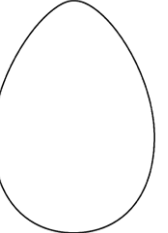
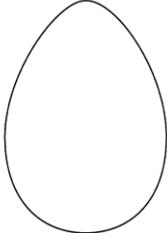
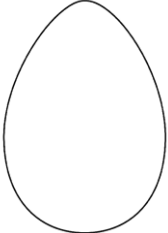
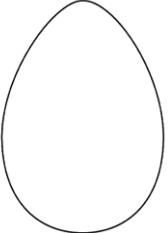
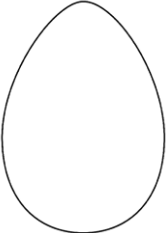
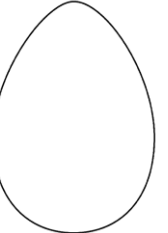
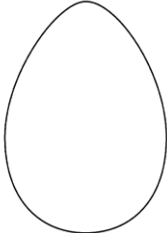
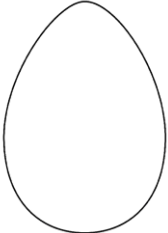
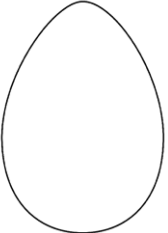
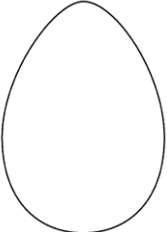
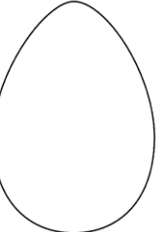
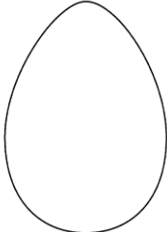
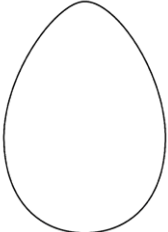
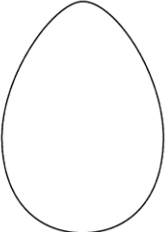
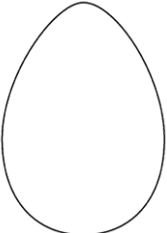
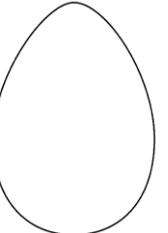
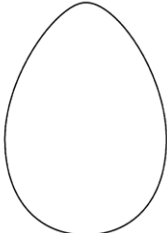
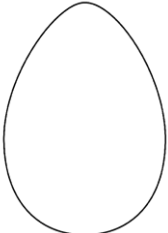
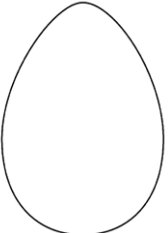
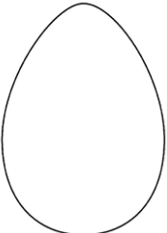

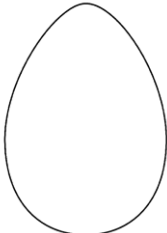
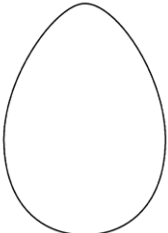
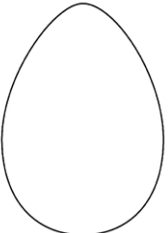
PESHAWAR MODEL SCHOOL  
CLASS PREP WORK FROM HOME  
MATHS WORK SHEET # 5

**Q: Match the shapes**



PESHAWAR MODEL SCHOOL  
CLASS PREP WORK FROM HOME  
MATHS TEST

**Q: Write 1 – 30**



پشاور ماڈل سکول  
اُردو (گھر کا کام)  
ورک شیٹ نمبر ۱

سوال : حُرُوف تہجی مکمل کریں۔


	ا	پ	ت	
	ج		ح	خ
د		ذ	ر	
ز	ث		ش	
	ظ	ظ	ع	
ف	ق	ک		ل
م		و	ہ	ھ
م		ے		

پشاور ماڈل سکول  
اُردو (گھر کا کام)  
ورک شیٹ نمبر ۲

سوال : حُرُوف تہجی ( ا تا ے ) لکھیں۔


PESHAWAR MODEL SCHOOL  
 CLASS PREP WORK FROM HOME  
 URDU WORK SHEET # ۳

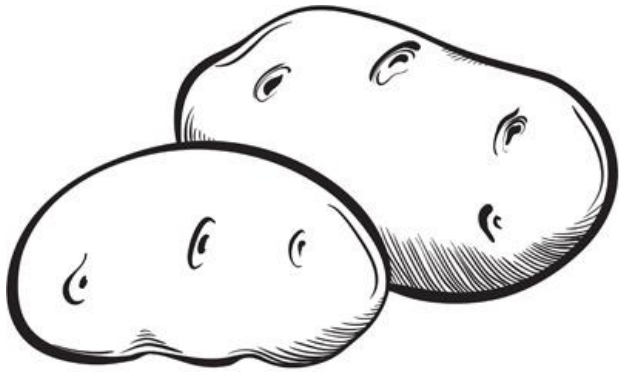
سوال - تصاویر کو حروف سے ملائیں۔




PESHAWAR MODEL SCHOOL  
CLASS PREP WORK FROM HOME

URDU WORK SHEET # ۳


سوال - تصویر کو دیکھ کر صحیح لفظ کے گرد دائرہ لگائیں۔



ا نار آلو  
گاجر



سیب انگور  
اسٹابری




گاری سائیکل  
ٹرک

PESHAWAR MODEL SCHOOL


CLASS PREP URDU WORK SHEET # ۵

WORK FROM HOME


سوال - دی گئی تصاویر میں رنگ بھریں ۔



یہ پتنگ ہے



یہ سورج ہے



یہ پھول ہے

پشاور ماڈل سکول  
اُردو ٹیسٹ

سوال : ( ا تا ے )

--	--	--	--	--

